Railisa
UIC STATISTICS

Documentation on data

Contents

A. How to use Railisa 2

B. Visibility levels of data 4

C. List of domains and variables 4

Last update: August 3, 2026

A. How to use Railisa

- Download UIC data http://uic-stats.uic.org/

- **To register: send an email to stat@uic.org to obtain a username and password**
- **Report any issues to stat@uic.org**
- **Note: some data can be provisional**

- Reference

When using UIC data, please cite the source:

UIC (2024) International Railway Statistics, ISBN 978-2-7461-3538-3

- Steps to follow

1- Log in with your username and password

2- Select:

- a year range (e.g. from 1995 to 2025)
- a domain, (e.g. INFRA)
- a single variable (e.g. 1112 – Total length of lines)
- one or more regions (e.g. Africa, Europe…All)
- one or more countries (e.g. Morocco, Spain, Sweden… All)
- one or more companies (e.g. ONCF, ADIF, RENFE, SJ… All)

3- Click on "Save" (to save your selection settings)

4- Download the file and choose the data visibility level (1) ("UIC members" means the data is restricted to UIC members)

(1) Each data item is assigned a visibility level (see section B)

1- Username and password

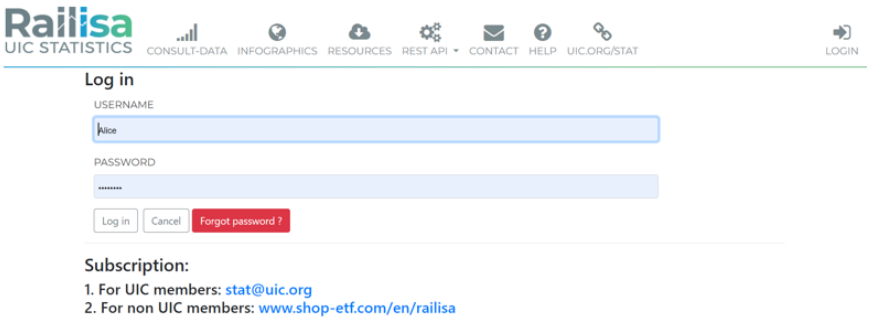

3- Visualization: display the data table

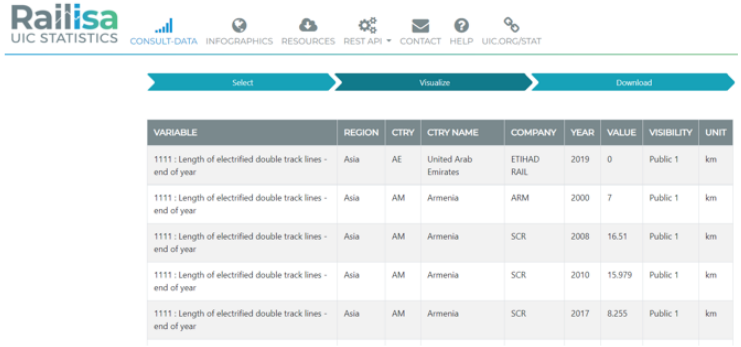

4- Downolad data according to the level of visibility

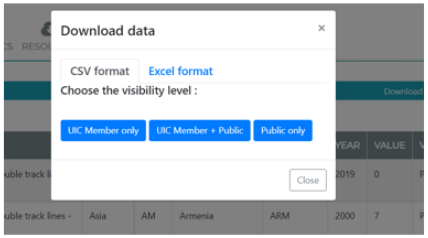

2- Data query: select a period, domain, regions, countries, companies

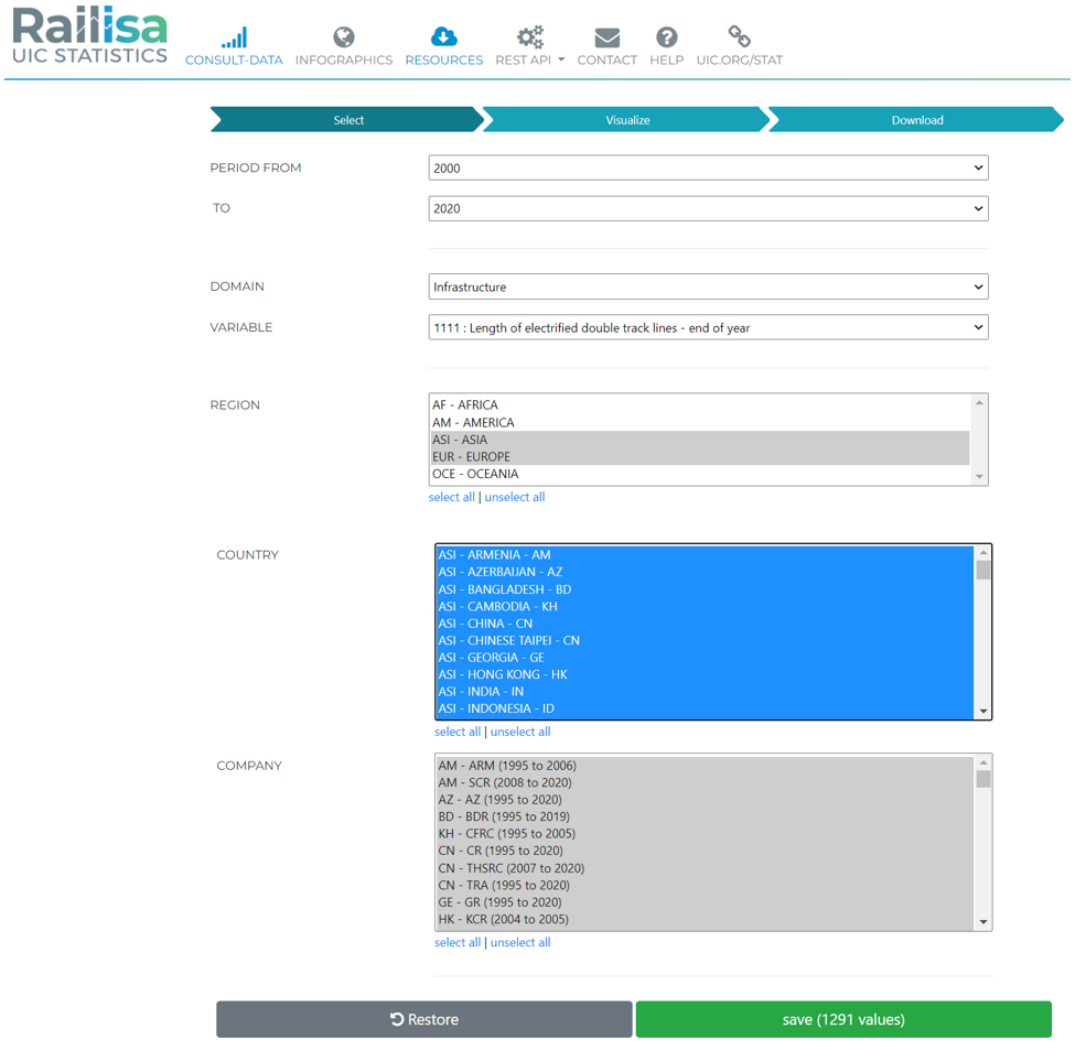

B. Data visibility levels

- **Level 1: Public**

Data may be shared with users who are not UIC members (e.g. universities, consultants, public authorities).

- **Level 2: Restricted to UIC members**

The data is shared solely with UIC members, i.e. it is not public.

Only UIC members can view the data visibility level.

C. List of domains and variables

Domain	VAR_ID	VAR_Description	Unit	Availability period
Accidents	9104	Number of accidents: collisions	number	1995-2024
Accidents	9105	Number of accidents: derailments	number	1995-2024
Accidents	9106	Number of accidents: to persons caused by rolling stock in motion	number	1995-2024
Accidents	9107	Number of accidents: at level crossings	number	1995-2024
Accidents	9108	Number of accidents: other accidents	number	1995-2024
Accidents	9136	Number of accidents: total	number	1995-2024
Energy	8103	Diesel tractive stock: diesel fuel consumption – passengers	thousand tonne	1995-2024
Energy	8104	Diesel tractive stock: diesel fuel consumption – freight	thousand tonne	1995-2024
Energy	8105	Diesel tractive stock: diesel fuel consumption – total	thousand tonne	1995-2024
Energy	8106	Electric tractive stock: power consumption – passengers	GigaWatt per hour	1995-2024
Energy	8107	Electric tractive stock: power consumption – freight	GigaWatt per hour	1995-2024
Energy	8108	Electric tractive stock: power consumption – total	GigaWatt per hour	1995-2024
Financial Result	7206	Operating expenditure: purchases of material and external services	million national currency units	1995-2024
Financial Result	7209	Operating expenditure: staff	million national currency units	1995-2024
Financial Result	7213	Operating expenditure: total	million national currency units	1995-2024
Financial Result	7215	Operating revenue: passenger traffic turnover (OR)	million national currency units	1995-2025
Financial Result	7216	Operating revenue: freight traffic turnover (OR)	million national currency units	1995-2025
Financial Result	7217	Operating revenue: infrastructure turnover (OR)	million national currency units	2001-2025
Financial Result	7223	Operating revenue: total	million national currency units	1995-2024
Financial Result	7225	EBITDA	million national currency units	1995-2024
Financial Result	7408	State compensation and aid: all sectors	million national currency units	1995-2024

Domain	VAR_ID	VAR_Description	Unit	Availability period
Financial Result	7603	Infrastructure investment	million national currency units	2000-2024
Financial Result	7604	Passenger sector investment	million national currency units	2000-2024
Financial Result	7606	Freight sector investment	million national currency units	2000-2024
Financial Result	7610	Total investment	million national currency units	2000-2024
Freight Traffic	6105	Revenue-earning freight traffic on the national territory: full wagonloads – total number of tonnes	thousand tonne	1995-2025
Freight Traffic	6109	Revenue-earning freight traffic on the national territory: full wagonloads – total tonne.kilometres	million tonne-kilometre	1995-2025
Freight Traffic	6164	Global traffic: Total tonnes – Intermodal (domestic + international)	thousand tonne	2015-2025
Freight Traffic	6165	Global traffic: Total tonne-kilometres – Intermodal (domestic + international)	million tonne-kilometre	2015-2025
Freight Traffic	6753	Global traffic: Freight traffic of the railway operator (domestic+international) – total tonnes	thousand tonne	2000-2025
Freight Traffic	6754	Global traffic: Total tonnes – Domestic	thousand tonne	1995-2025
Freight Traffic	6755	Global traffic: Total tonnes – International	thousand tonne	2016-2024
Freight Traffic	6756	Global traffic: Freight traffic of the railway operator (domestic+international) – total tonne.kilometres	million tonne-kilometre	2000-2025
Freight Traffic	6757	Global traffic: Total tonne-kilometres – Domestic	million tonne-kilometre	1995-2024
Freight Traffic	6758	Global traffic: Total tonne-kilometres – International	million tonne-kilometre	2002-2024
High Speed	1004	Length of lines: maximal line speed >= 250 km/h	kilometre	1996-2024
High Speed	4004	Hight-speed train runs	thousand train-kilometre	1996-2024
High Speed	5005	Revenue-earning High-speed traffic: total number of passengers	thousand passenger	1995-2025
High Speed	5008	Revenue-earning High-speed traffic: total passenger-kilometres	million passenger kilometre	1995-2025
High Speed	5009	Average distance travelled by a passenger	kilometre	1995-2024
High Speed	5211	High Speed trains: occupancy rate (%)	percentage	2006-2024
Infrastructure	1105	Length of not electrified lines – end of year	kilometre	1995-2025
Infrastructure	1106	Length of not electrified single track lines – end of year	kilometre	1995-2025
Infrastructure	1110	Total length of electrified lines – end of year	kilometre	1995-2025
Infrastructure	1111	Length of electrified lines with double tracks or more – end of year	kilometre	1995-2025
Infrastructure	1112	Total length of lines – end of year	kilometre	1995-2025
Infrastructure	1113	Length of tracks – end of year	kilometre	1995-2025
Infrastructure	1114	Length of electrified tracks – end of year	kilometre	1995-2025
Infrastructure	1115	Length of not electrified lines with double tracks or more – end of year	kilometre	1995-2025
Infrastructure	1116	Length of electrified single-track lines – end of year	kilometre	1995-2025
Infrastructure	1410	Number of stations and stops: passenger – total	number	2014-2025
Infrastructure	1430	Approximate average distance between stations	kilometre	2014-2025
Infrastructure	1507	Total automatic level crossings	number	2007-2024
Infrastructure	1511	Total manual level crossings	number	2007-2024
Infrastructure	1512	Total active level crossings	number	2000-2024

Domain	VAR_ID	VAR_Description	Unit	Availability period
Infrastructure	1513	Total passive level crossings	number	2000-2024
Infrastructure	1514	Total level crossings	number	2000-2025
Passenger Traffic	5106	Revenue-earning passenger traffic on the national territory: total number of passengers	thousand passenger	1995-2025
Passenger Traffic	5113	Revenue-earning passenger traffic on the national territory: total passenger-kilometres	million passenger kilometre	1995-2025
Passenger Traffic	5204	Passenger-km: short distance trains	million passenger kilometre	2006-2024
Passenger Traffic	5205	Short distance trains: occupancy rate (%)	percentage	2006-2024
Passenger Traffic	5207	Passenger-km: long distance trains	million passenger kilometre	2006-2024
Passenger Traffic	5208	Long-distance trains: occupancy rate (%)	percentage	2006-2024
Passenger Traffic	5506	Passenger traffic of the railway operator (domestic+international): total passenger	thousand passenger	2000-2025
Passenger Traffic	5513	Passenger traffic of the railway operator (domestic+international): total passenger-kilometres	million passenger kilometre	2000-2025
Staff	3103	Mean annual staff strength: infrastructure sector	full time equivalent	1995-2024
Staff	3105	Mean annual staff strength: operations – railway	full time equivalent	1995-2024
Staff	3106	Mean annual staff strength: operations – railway – train drivers	full time equivalent	1995-2024
Staff	3109	Mean annual staff strength: operation – railway + road + waterway	full time equivalent	1995-2024
Staff	3111	Mean annual staff strength: all sectors	full time equivalent	1995-2025
Staff	3205	Staff structure per age and gender: total men	number employees	2005-2024
Staff	3206	Staff structure per age and gender: total women	number employees	2005-2024
Staff	3207	Staff age structure: < 30 years	number employees	2005-2024
Staff	3210	Staff age structure: 30 - 39 years	number employees	2005-2024
Staff	3213	Staff age structure: 40 - 49 years	number employees	2005-2024
Staff	3216	Staff age structure: 50 - 59 years	number employees	2005-2024
Staff	3219	Staff age structure: > 60 years	number employees	2005-2024
Staff	3303	Staff: Total arrivals	number employees	2005-2024
Staff	3304	Staff: Total departures	number employees	2005-2024
Train Movements – Infrastructure Manager	1204	All train movements on the network of the infrastructure manager	thousand train-kilometre	1995-2025
Train Movements – Infrastructure Manager	1205	Passenger train movements on the network of the infrastructure manager	thousand train-kilometre	1997-2025
Train Movements – Infrastructure Manager	1206	Freight train movements on the network of the infrastructure manager	thousand train-kilometre	1997-2025
Train Movements – Infrastructure Manager	1207	Train-km on the network of the infrastructure manager: Diesel traction	thousand train-kilometre	1997-2024
Train Movements – Infrastructure Manager	1208	Train-km on the network of the infrastructure manager: Diesel traction – Passenger trains	thousand train-kilometre	1997-2024
Train Movements – Infrastructure Manager	1209	Train-km on the network of the infrastructure manager: Diesel traction – Freight trains	thousand train-kilometre	1997-2024

Domain	VAR_ID	VAR_Description	Unit	Availability period
Train Movements – Infrastructure Manager	1210	Train-km on the network of the infrastructure manager: Electric traction	thousand train-kilometre	1997-2024
Train Movements – Infrastructure Manager	1211	Train-km on the network of the infrastructure manager: Electric traction – Passenger trains	thousand train-kilometre	1997-2024
Train Movements – Infrastructure Manager	1213	Train-km on the network of the infrastructure manager: Electric traction – Freight trains	thousand train-kilometre	1997-2024
Train Movements – Infrastructure Manager	1304	Gross hauled tonne-kilometres of all trains running on the network of the infrastructure manager	million gross tonne-kilometre	2002-2025
Train Movements – Infrastructure Manager	1305	Gross hauled tonne-kilometres of passenger trains running on the network of the infrastructure manager	million gross tonne-kilometre	2002-2025
Train Movements – Infrastructure Manager	1306	Gross hauled tonne-kilometres of freight trains running on the network of the infrastructure manager	million gross tonne-kilometre	1997-2025
Train Movements – Infrastructure Manager	1307	Gross hauled tonne-kilometres of trains on the network of the infrastructure manager: Diesel traction	million gross tonne-kilometre	2002-2024
Train Movements – Infrastructure Manager	1308	Gross hauled tonne-kilometres of passenger trains on the network of the infrastructure manager: Diesel traction	million gross tonne-kilometre	2002-2024
Train Movements – Infrastructure Manager	1309	Gross hauled tonne-kilometres of freight trains on the network of the infrastructure manager: Diesel traction	million gross tonne-kilometre	1997-2024
Train Movements – Infrastructure Manager	1310	Gross hauled tonne-kilometres of trains on the network of the infrastructure manager: Electric traction	million gross tonne-kilometre	1997-2024
Train Movements – Infrastructure Manager	1311	Gross hauled tonne-kilometres of passenger trains on the network of the infrastructure manager: Electric traction	million gross tonne-kilometre	1997-2024
Train Movements – Infrastructure Manager	1313	Gross hauled tonne-kilometres of freight trains on the network of the infrastructure manager: Electric traction	million gross tonne-kilometre	1997-2024
Train Movements – Operator	4104	All train movements of the operator	thousand train-kilometre	1995-2025
Train Movements – Operator	4105	Passenger train movements of the operator	thousand train-kilometre	1995-2025
Train Movements – Operator	4106	Freight train movements of the operator	thousand train-kilometre	1995-2025
Train Movements – Operator	4130	All train movements of the operator: Diesel traction	thousand train-kilometre	1995-2024
Train Movements – Operator	4131	Passenger train movements of the operator: Diesel traction	thousand train-kilometre	1995-2024
Train Movements – Operator	4134	Freight train movements of the operator: Diesel traction	thousand train-kilometre	1995-2024

Domain	VAR_ID	VAR_Description	Unit	Availability period
Train Movements – Operator	4140	All train movements of the operator: Electric traction	thousand train-kilometre	1995-2024
Train Movements – Operator	4141	Passenger train movements of the operator: Electric traction	thousand train-kilometre	1995-2024
Train Movements – Operator	4144	Freight train movements of the operator: Electric traction	thousand train-kilometre	1995-2024
Train Movements – Operator	4204	Gross hauled tonne.kilometres of all trains of the operator	million gross tonne-kilometre	1995-2025
Train Movements – Operator	4205	Gross hauled tonne.kilometres of passenger trains of the operator	million gross tonne-kilometre	1995-2025
Train Movements – Operator	4206	Gross hauled tonne.kilometres of freight trains of the operator	million gross tonne-kilometre	1995-2025
Train Movements – Operator	4230	Gross hauled tonne.kilometres of all trains of the operator: Diesel traction	million gross tonne-kilometre	1995-2024
Train Movements – Operator	4231	Gross hauled tonne.kilometres of passenger trains of the operator: Diesel traction	million gross tonne-kilometre	1995-2024
Train Movements – Operator	4234	Gross hauled tonne.kilometres of freight trains of the operator: Diesel traction	million gross tonne-kilometre	1995-2024
Train Movements – Operator	4240	Gross hauled tonne.kilometres of all trains of the operator: Electric traction	million gross tonne-kilometre	1995-2024
Train Movements – Operator	4241	Gross hauled tonne.kilometres of passenger trains of the operator: Electric traction	million gross tonne-kilometre	1995-2024
Train Movements – Operator	4244	Gross hauled tonne.kilometres of freight trains of the operator: Electric traction	million gross tonne-kilometre	1995-2024
Transport Stock	2104	Diesel Locomotives	number	1995-2025
Transport Stock	2106	Electric Locomotives	number	1995-2025
Transport Stock	2108	Diesel Railcars	number	1995-2025
Transport Stock	2109	Electric Railcars	number	1995-2025
Transport Stock	2137	Diesel Multiple Units: DMUs	number	2009-2025
Transport Stock	2140	Electric Multiple Units: EMUs	number	2009-2025
Transport Stock	2204	Coaches	number	1995-2024
Transport Stock	2205	Railcars, trailers, passenger carriages in MUs	number	1995-2024
Transport Stock	2206	Passenger cars + Bodies in multiple units and trailers + coaches (var 2206=2204+2205)	number	1995-2025
Transport Stock	2304	Total number of wagons	number	1995-2025
Transport Stock	2306	Railway-owned wagons: Capacity at end of year	tonne	1995-2024
Transport Stock	4305	Rolling stock movements: Diesel locomotives	thousand kilometre	1995-2024

Domain	VAR_ID	VAR_Description	Unit	Availability period
Transport Stock	4306	Rolling stock movements: Electric locomotives	thousand kilometre	1995-2024
Transport Stock	4307	Rolling stock movements: Diesel railcars	thousand kilometre	1995-2024
Transport Stock	4308	Rolling stock movements: Electric railcars	thousand kilometre	1995-2024
Transport Stock	4332	Rolling stock movements: Diesel MUs	thousand kilometre	2016-2024
Transport Stock	4333	Rolling stock movements: Electric MUs	thousand kilometre	2016-2024